

Stages of Creative Art

STAGE 1- Basic Scribbles—simple circles, lines, and random marks on paper




STAGE 2- Diagram Shapes—ovals, squares, triangles, squares and diagonal crosses



STAGE 3- Design Stage—combination of diagrams and shapes such as a radial sun



STAGE 4- Pictorial Stage—designs are combined to make pictures of humans, houses, and plants




AN ART CENTER NEEDS...

- to be located near a water source.
- a place to safely dry paintings.
- painting smocks in order to protect children's clothing.
- plastic tablecloths, newspaper, or large paper to protect tables and floors.

THROUGH ART, a child...


- has the opportunity to be creative.
- learns to make decisions by choosing different art materials.
- begins to learn shapes and colors.
- builds self-confidence.



TIPS FOR THE ART Center

1. Avoid models for children to copy or coloring sheets.
2. Emphasize the process over the product.
3. Creative art is messy.
4. Give children plenty of time for creative art.
5. Involve children in cleanup.
6. Try a new art activity before using it with the children.
7. Ask the child where they would like for you to put their name on the picture.
8. Allow the children to do the work themselves.
9. Encourage children to explore and experiment with the art materials.
10. Help parents understand that art is a process and provides opportunities to teach biblical truths to their children.

Adapted from *Teaching Preschoolers: First Steps Toward Faith* by Sanders and Bradberry, LifeWay Presses, 2000.
Adapted from *Love, Laughter, and Learning* by Mahand and Van Brink, Convention Press, 1996.



GUIDANCE SUGGESTIONS FOR THE ART CENTER

Handle art tools carefully.

Art materials are for creating.

*Use art materials as needed,
encourage children not
to be wasteful.*

*Glue, paint, chalk, or any other
art materials are not to be put
in children's mouths.*

*Keep art materials in
the art area.*

Only draw on your paper.

*Take turns using
the art materials.*

*Allow two to four
in the art area at time
(whatever you decide).*